


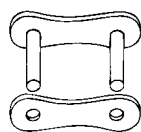
Chain		Pitch		Inner width	Inner link width	Outer plate width	Roller Ø	Pin Ø	Plate height	Projection over connecting link	Width over pin	Bearing area	Minimum tensile strength	Weight
⚙️		p		b ₁ min.	b ₂ max.	b ₃ min.	d ₁ max.	d ₂ max.	g max.	k max.	l ₁ max.	f	F _B min.	q ≈
No.	Ind.	mm	inch	mm	mm	mm	mm	mm	mm	mm	mm	cm ²	kN	kg/m
208 B MA		25,4	1	7,75	11,30	11,43	8,51	4,45	11,8	3,9	17,0	0,50	18,0	0,48
210 B MA		31,75	1 ¼	9,65	13,28	13,40	10,16	5,08	14,7	4,1	19,6	0,67	22,4	0,55
212 B MA		38,1	1 ½	11,68	15,62	15,75	12,07	5,72	16,1	4,6	22,7	0,89	29,0	0,80
216 B MA		50,8	2	17,02	25,40	25,60	15,88	8,28	21,0	5,4	36,1	2,10	60,0	1,74
220 B MA		63,5	2 ½	19,56	29,00	29,20	19,05	10,19	28,0	6,1	43,2	2,96	95,0	2,55

Sprockets for double pitch roller chains can be used for these chains.

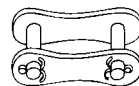
Connecting links: According to DIN (...)



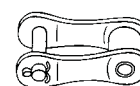
No. 4 (B)
Inner link



No. 7 (A)
Outer link
(to be riveted)



No. 111 (S)
Connecting link with cottered pin
for chain No. 208 B MA with spring clip (E)



No. 12 (L)
Single cranked link